

Daniela DULICĂ


Camelia SIMA

Caiet de scriere

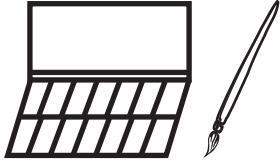

Clasa I

Partea 1



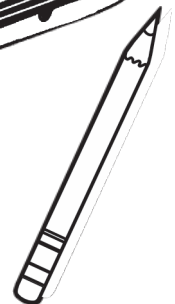

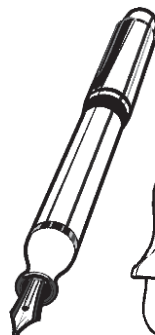

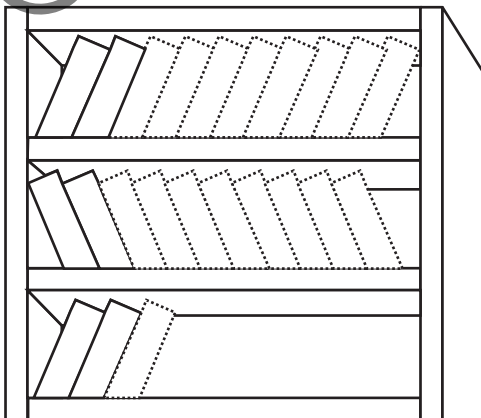



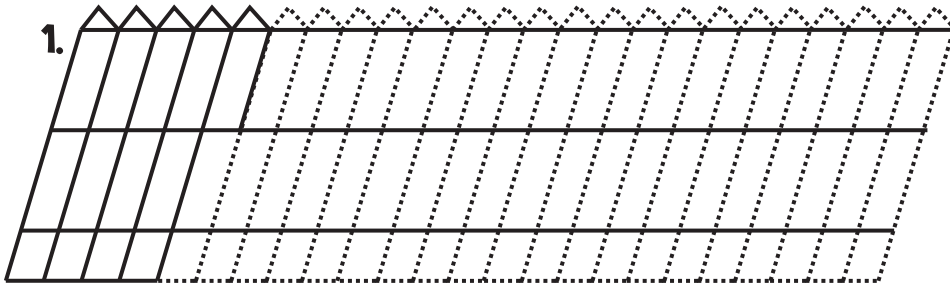
1.



© Editura CARMINIS


2.






© Editura CARMINIS

2.

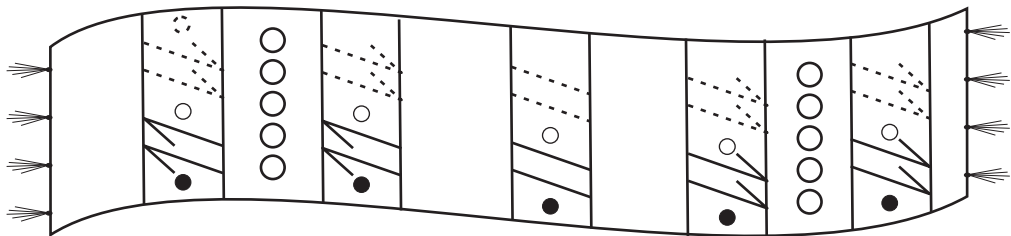


1. Colorează florile care conțin regulile clasei.




Editura CARMINIS

2.



3. Colorează atâtea frunze câte silabe are fiecare cuvânt.





h h h h h

h h h h h

h h h h h

h h h h h

h h

h h

h h

h h h h h


h h

h h

h h

h h

❁ Stabilește ordinea corectă a activităților zilnice.





o o o o

o o o o

o o o

o o o o

o o

o o

o o o o




o o

o o

o o o o o o o o

o o

© Editura CARMINIS





llll

llllll

lll

llllll

ll

l

ll

ll

llll




© Editura CARMINIS



❁ Colorează coperta cărții cu verde și filele cu galben.

Pe pagina din stânga desenează un măr, iar pe pagina din dreapta desenează un fluture.





f f f f f

f f f f f

f f

f f f


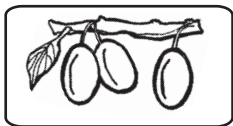
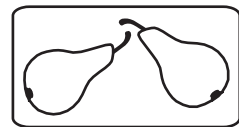

f f

f f

f f

f f f f

Editura CARMINIS



106



a


a a a

a a

aa aa




1. Subliniază literele „a“ și „a“:

avion, cana, aragaz, albina, mare



para, floarea, mașina, fata

2. Privește imaginile. Desparte cuvintele în silabe și colorează cerculețul corespunzător sunetului „a“.



○-○○-○○○

St



A A A

A

A

A

a A

aa aa



aaa aaa

a a A A



© Editura CARMINIS

❁ Află numele copiilor citind literele inițiale ale cuvintelor ce denumesc desenele date.



mm



m

m m m

m m

m

ma ma

am, am,

am, am,

A m a

mama, mama,

1. am, ma, mama

2. Completează cu „am” sau „ma”.

_____ ic, _____ re, că _____ ra, vis _____

Ma



Ma

Ma Ma Ma Ma

Ma Ma

Ma

Ma

Ma

Mama,

Ma, ma,



1. Mama,

Ma, ma,



mama,

Mama, mama,

2. Completează cu silaba „Ma“.

_____ - nu, _____ - ru - ca, _____ - nea, _____ - te - iaş ,

_____ - roc, _____ - til - da, _____ - ri - sa, _____ - ia

© Editura CARMINIS

RECAPITULARE

a A m M a

am,

ma,

Ma,

Am,

mama,

Aaa!



1. A M m a

M a A m

2. Numerotează ordinea desfășurării acțiunii în povestea „Ridichea uriașă”. Colorează o scenă.



u u



u

u u u u

u u


mu

au,

muma,

au, am, mama,

Au!



Desenează obiecte a căror denumire să conțină sunetul „u“:


la început

la mijloc

la sfârșit

A large, empty rectangular box with a black border, intended for drawing an object whose name starts with the letter 'u'.A large, empty rectangular box with a black border, intended for drawing an object whose name has the letter 'u' in the middle.A large, empty rectangular box with a black border, intended for drawing an object whose name ends with the letter 'u'.


u u



u u u

u

u



uuuu!



1. A M U

am, au, mama, muma



2. Am mu... mu...



Uma a... u... u.



3. Completează cu litera u.

__ ngaria, __ craina, __ da, __ rziceni

© Editura CARMINIS

nn



n

nn

n

nn,

nn,

nnn,

nnna,



Anna,

Ann nnn nn.



✿ mana,

uman,

nuna,

Manu,

Editura CARMINIS

N



N

N N N

N

Nana,

Nanu,

Manu,

Naum,

Nu am un an.

Editura CARMINIS



❁ Ordonează cuvintele și scrie propozițiile.

an, Am, un

an, Un, am

i



i

i

i

ia,

mia,

ai,

mamaia,

Mamaia,

mimim,


nua,

Mimi,

❁ Separă cuvintele, apoi transcrie propozițiile.

Mimiamina.

Ninaianuiaua.



j

j j j j

j

Jamin,
Anina,
Mia,
Miu ia un nai?




1. mamaia → ma - ma - ia

amin →

Amina →

2. Scrie cât mai multe cuvinte folosind silabele:



RECAPITULARE



1. a m n u i

A M N U I



2. ai, in, mina, Nini,

Nu mai am un am.



3. ma- _____, ma- _____,

_____ - na, _____ - na, _____ - na



4. am - ami

num -

inima -



EVALUARE



1. N u ni I mu na

ni I mu N u na



2. nu, mai, nani, Miu, Mamaia



3. Ina ia numai un



4. ia, ma, ma → mamaia

ma, i, ni →

na, Ni →

na, mi →

5. Ordonează cuvintele și transcrie propoziția. nu, un, Ninu, nai, ia

AUTOEVALUARE

	FB	B	S
1	6 elemente unite corespunzător	4-5 elemente unite corespunzător	2-3 elemente unite corespunzător
2	5 cuvinte corecte	4 cuvinte corecte	3 cuvinte corecte
3	propoziția scrisă corect	1-3 greșeli	peste 3 greșeli
4	4 cuvinte scrise corect	3 cuvinte scrise corect	2 cuvinte scrise corect
5	propoziția scrisă corect	1-3 greșeli	peste 3 greșeli

lu



l

l l l l

l

l

neam,

mumie,

mamaie,

mame,

mime,

nume,

Nenea Mamea e num.




* eu - ~~iet~~ - ll, ll,

ea - iea -

ei - iei -

o c



o o o

o

o

mi,

me,

nae,

ma ia mina mei.



1. Eu nu iau ia mamei. Iau nuiava Emei.

2. Scrie câte o propoziție cu fiecare cuvânt.

mei:

miei:

ri



ri

ri ri ri

ri

rai,

aer,

mereu,

ramura,



1. mire-miri

rem-

marinar-

mimer-




2. are, mari, Miruna, mire.



3. Mariaiamiere.

Ir



R R R

R

R

Rim,
Rina,
Rania,



1. Rama Irinei e aurie?



2. ia → ai

iar → ai

amar → ai

mare → ai

3. Ordonează literele pentru a obține cuvinte și transcrie-le.

